

Candidate	Party	Votes	Declared
ACOCKS GREEN			
1. Candidate Results			
<input checked="" type="checkbox"/>	Baker, Amanda Caroline	The Green Party	225
<input checked="" type="checkbox"/>	Flynn, Eamonn Kevin		

Candidate	Party	Votes	Declared
<input checked="" type="checkbox"/> O'Driscoll, Moira Ann <input checked="" type="checkbox"/> Thorneycroft, Peter Dominic	Trade Unionist and Socialist Coalition The Green Party	62 216	
2. Ward Results			
<input checked="" type="checkbox"/> Elected Candidate: FLOOD, Des Majority : 810 CON HOLD Rejected : 38 Total Votes : 4658 % Poll : 27.30 Electorate : 17060			YES
BILLESLEY			
1. Candidate Results			
<input checked="" type="checkbox"/> Dalton, James M2(d)-3.70901(a)-3.70901(t)-1.8545EjE	The Green Party		

Candidate

Party

Votes

Declared

Candidate

Party

Votes

Declared



Candidate















Party

Votes

Declared

Candidate	Party	Votes	Declared
<input checked="" type="checkbox"/> Williams, Terry	National Front	21	
2. Ward Results			
<input checked="" type="checkbox"/> Elected Candidate: SAMBROOK, Gary William*			YES
Majority : 207			
CON HOLD			
Rejected : 28			
Total Votes : 4304			
% Poll : 26.06			
Electorate : 16513			
LADYWOOD			
1. Candidate Results			
<input checked="" type="checkbox"/> Coleman, Rob	The Conservative Party	735	
<input checked="" type="checkbox"/> Hardy, Gareth Andrew	Liberal Democrats	284	
<input checked="" type="checkbox"/> Hartley, Kath*	Labour Party	2337	
<input checked="" type="checkbox"/> Myers, Sara Amanda	The Green Party	372	
2. Ward Results			
<input checked="" type="checkbox"/> Elected Candidate: HARTLEY, Kath*			YES
Majority : 1602			
LAB HOLD			
Rejected : 38			
Total Votes : 3766			
% Poll : 21.98			
Electorate : 17127			
LONGBRIDGE			
1. Candidate Results			
<input checked="" type="checkbox"/> Caldicott, Dan	The Conservative Party	1316	
<input checked="" type="checkbox"/> Griffiths, Carole Lesley	Labour Party	1753	
<input checked="" type="checkbox"/> Hannon, Kevin Francis	Liberal Democrats	147	
<input checked="" type="checkbox"/> Morris, Kevin Robert	UK Independence Party (UKIP)	993	
<input checked="" type="checkbox"/> Sharman, Elizabeth	The Green Party	152	
<input checked="" type="checkbox"/> Walder, Clive Richard	Trade Unionist and Socialist Coalition	50	
2. Ward Results			
<input checked="" type="checkbox"/> Elected Candidate: GRIFFITHS, Carole Lesley			YES
Majority : 437			
LAB HOLD			
Rejected : 20			
Total Votes : 4431			
% Poll : 24.45			
Electorate : 18120			

Candidate	Party	Votes	Declared
LOZELLS AND EAST HANDSWORTH			
1. Candidate Results			
<input checked="" type="checkbox"/>	Chumber, Ravi	The Conservative Party	448
<input checked="" type="checkbox"/>	Clawley, Hazel Marjorie	The Green Party	295
<input checked="" type="checkbox"/>	Hussain, Mahmood*	Labour Party	4967
<input checked="" type="checkbox"/>	Kaur, Baljinder	Liberal Democrats	250
2. Ward Results			
<input checked="" type="checkbox"/>	Elected Candidate: HUSSAIN, Mahmood*		YES
	Majority : 4519		
	LAB HOLD		
	Rejected : 75		
	Total Votes : 6035		
	% Poll : 33.00		
	Electorate : 18283		
MOSELEY AND KINGS HEATH			
1. Candidate Results			
<input checked="" type="checkbox"/>	Grant, Robert Andrew	The Green Party	554
<input checked="" type="checkbox"/>	Lowry, Kenneth Russell	UK Independence Party (UKIP)	231
<input checked="" type="checkbox"/>	Mullaney, Martin James Paul	Liberal Democrats	1945
<input checked="" type="checkbox"/>	Trickett, Lisa Stephanie*	Labour Party	4029
<input checked="" type="checkbox"/>	Williams, Owen Vaughan	The Conservative Party	522
2. Ward Results			
<input checked="" type="checkbox"/>	Elected Candidate: TRICKETT, Lisa Stephanie*		YES
	Majority : 2084		
	LAB HOLD		
	Rejected : 34		
	Total Votes : 7315		
	% Poll : 40.22		
	Electorate : 18187		
NECHELLS			
1. Candidate Results			
<input checked="" type="checkbox"/>	Ali, Tahir*	Labour Party	3405
<input checked="" type="checkbox"/>	Assheton, Janet Elizabeth	The Green Party	295
<input checked="" type="checkbox"/>	Jolliffe, Nicholas Mabin	Liberal Democrats	174
<input checked="" type="checkbox"/>	Watkins, Emma Jane	The Conservative Party	414
2. Ward Results			

Candidate	Party	Votes	Declared
 Elected Candidate: ALI, Tahir* Majority : 2991 LAB HOLD Rejected : 62 Total Votes : 4350 % Poll : 25.84 Electorate : 16831			YES
NORTHFIELD			
1. Candidate Results			
 Lawrence, Les	The Conservative Party	2098	
 Moles, Andy	Liberal Democrats	156	
 Nunan, Fiona Sarah	The Green Party	575	
 O'Reilly, Brett Andrew*	Labour Party	2283	
 Rowe, Keith Alexander	UK Independence Party (UKIP)	752	
2. Ward Results			
 Elected Candidate: O'REILLY, Brett Andrew* Majority : 185 LAB HOLD Rejected : 29 Total Votes : 5893 % Poll : 31.36 Electorate : 18787			YES
OSCOTT			
1. Candidate Results			
 Chatfield, Tristan John*	Labour Party	2042	
 Davidson, Adrian	National Front	37	
 Eyles, Harry	The Green Party	108	
 Fullylove, Andrew James	Liberal Democrats	164	
 Green, Graham Geoffrey	The Conservative Party	1100	
 Tempest, Roger David	UK Independence Party (UKIP)	926	
2. Ward Results			
 Elected Candidate: CHATFIELD, Tristan John* Majority : 942 LAB HOLD Rejected : 31 Total Votes : 4408 % Poll : 24.98 Electorate : 17646			YES
PERRY BARR			






Candidate

Party

Declared

1. Candidate Results



Candidate	Party	Votes	Declared
 Elected Candidate: MCCARTHY, Karen Teresa* Majority : 1362 LAB HOLD Rejected : 27 Total Votes : 4158 % Poll : 30.95 Electorate : 13431			YES
SHARD END			
1. Candidate Results			
 Barber, Christopher Francis	Liberal Democrats	104	
 Braithwaite, Sam Jay	The Green Party	106	
 Bridle, Marje*	Labour Party	2437	
 Clayton, Paul Stephen			




Candidate

Party

Votes

Declared

SOHO

Candidate	Party	Votes	Declared
 Elected Candidate: AZIM, Mohammed* Majority : 5726 LAB HOLD Rejected : 79 Total Votes : 7006 % Poll : 37.10 Electorate : 18882			YES
SPRINGFIELD			
1. Candidate Results			
 Brijmohun, Seeyam	The Green Party	174	
 Evans, Jerry*	Liberal Democrats		

Candidate	Party	Votes	Declared
<input checked="" type="checkbox"/> Jones, Josh*	Labour Party	2533	
<input checked="" type="checkbox"/> Leung, Leona Wing Heng	The Conservative Party	698	
<input checked="" type="checkbox"/> Meehan, Albert Stanley	UK Independence Party (UKIP)	535	
<input checked="" type="checkbox"/> Smith, Darren	The Green Party	133	
<input checked="" type="checkbox"/> Woodley, Ted	Trade Unionist and Socialist Coalition	71	

2. Ward Results

Elected Candidate: JONES, Josh*
Majority : 1835
LAB HOLD
Rejected : 32
Total Votes : 4191
% Poll : 25.88
Electorate : 16192

YES














SUTTON FOUR OAKS

1. Candidate Results

<input checked="" type="checkbox"/> Duffy, Hubert Joseph	Liberal Democrats	354	
<input checked="" type="checkbox"/> French, Peter Robert	Labour Party	970	
<input checked="" type="checkbox"/> Jenkins, Meirion*	The Conservative Party	4022	
<input checked="" type="checkbox"/> Ratcliff, David Martin	The Green Party	331	
<input checked="" type="checkbox"/> Shorrocks, Stephen Holme	UK Independence Party (UKIP)	845	

2. Ward Results

Elected Candidate: JENKINS, Meirion*
Majority : 3052
CON HOLD
Rejected : 28
Total Votes : 6550
% Poll : 34.50
Electorate : 18984

Candidate	Party	Votes	Declared
 Elected Candidate: YIP, Alex Wan* Majority : 2270 CON HOLD Rejected : 36 Total Votes : 5618 % Poll : 32.48 Electorate : 17293			YES
SUTTON TRINITY			
1. Candidate Results			
 Barley, Roger Eric	Labour Party	1265	
 England, Eloise Zara Robyn	The Green Party	309	
 Joyce, Michael	UK Independence Party (UKIP)	879	
 Waddington, Margaret*	The Conservative Party	2890	
 Wilkinson, Jennifer Jane	Liberal Democrats	360	
2. Ward Results			
 Elected Candidate: WADDINGTON, Margaret* Majority : 1625 CON HOLD Rejected : 31 Total Votes : 5734 % Poll : 29.58 Electorate : 19384			YES
SUTTON VESEY			
1. Candidate Results			
 Challenor, Zoe Rachel	The Green Party	163	
 Lippiatt, Sally Lester	Liberal Democrats	163	
 Pocock, Rob*	Labour Party	4102	
 Smith, Maureen	UK Independence Party (UKIP)	457	
 Webb, Suzanne Jane	The Conservative Party	2303	
2. Ward Results			
 Elected Candidate: POCOCK, Rob* Majority : 1799 LAB HOLD Rejected : 35 Total Votes : 7223 % Poll : 39.77 Electorate : 18161			YES
TYBURN			
1. Candidate Results			

Candidate	Party	Votes	Declared
<input checked="" type="checkbox"/> Brown, Mick*	Labour and Co-operative Party	1780	
<input checked="" type="checkbox"/> Esposito, Giovanni	The Green Party	86	
<input checked="" type="checkbox"/> Garcarz, Andrew	UK Independence Party (UKIP)	747	
<input checked="" type="checkbox"/> Holtom, Ann	Liberal Democrats	318	
<input checked="" type="checkbox"/> O'Connor, Marie Emma	Trade Unionist and Socialist Coalition	54	
<input checked="" type="checkbox"/> Welch, Clifton Frederick	The Conservative Party	747	
2. Ward Results			
<input checked="" type="checkbox"/> Elected Candidate: BROWN, Mick*			YES
Majority : 1033			
LAB HOLD			
Rejected : 30			
Total Votes : 3762			
% Poll : 22.87			
Electorate : 16443			
WASHWOOD HEATH			
1. Candidate Results			
<input checked="" type="checkbox"/> Delaney, Adrian Joseph	The Conservative Party	350	
<input checked="" type="checkbox"/> Khan, Mariam*	Labour Party	6136	
<input checked="" type="checkbox"/> McKears, Jane	The Green Party	254	
<input checked="" type="checkbox"/> Rehman, Shamsur	Liberal Democrats	821	
2. Ward Results			
<input checked="" type="checkbox"/> Elected Candidate: KHAN, Mariam*			YES
Majority : 5315			
LAB HOLD			
Rejected : 81			
Total Votes : 7642			
% Poll : 38.95			
Electorate : 19618			
WEOLEY			
1. Candidate Results			
<input checked="" type="checkbox"/> Brookes, Steven John	UK Independence Party (UKIP)	739	
<input checked="" type="checkbox"/> Freeman, Eddie*	The Conservative Party	1943	
<input checked="" type="checkbox"/> Haynes, Steve	Liberal Democrats	213	
<input checked="" type="checkbox"/> Johnson, Julie	Labour Party	2125	
<input checked="" type="checkbox"/> Kerr-Morgan, Ben Glynne Thomas	The Green Party	200	
2. Ward Results			

Candidate	Party	Votes	Declared
 Elected Candidate: JOHNSON, Julie Majority : 182 LAB GAIN Rejected : 27 Total Votes : 5247 % Poll : 30.27 Electorate : 17330			YES