



20mph speed limits – Three-year Monitoring Report

**Sustainability and Transport
Overview & Scrutiny Committee
February 2022**

1. Introduction

5. Monitoring of Road Traffic Collision Data

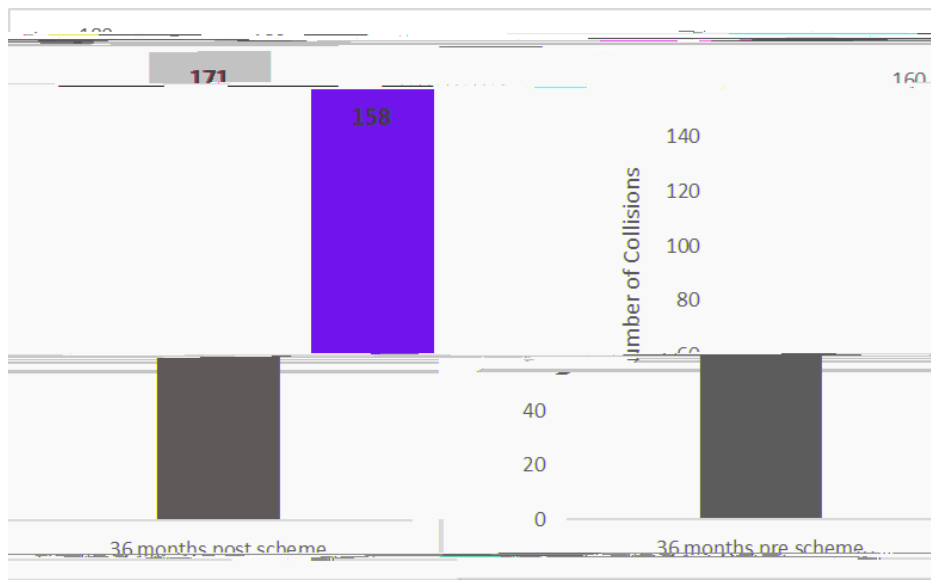


Figure 1: Comparison of KSI collision data pre- and post-scheme of all three areas

Figure 2: Comparison of KSI casualty data pre- and post-scheme of all three areas

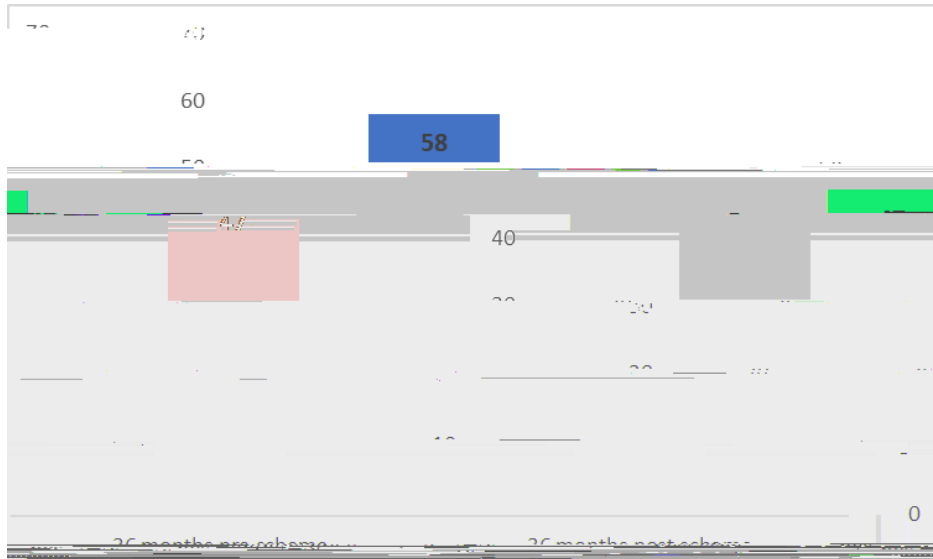


Figure 3: Area A1 KSI Collisions

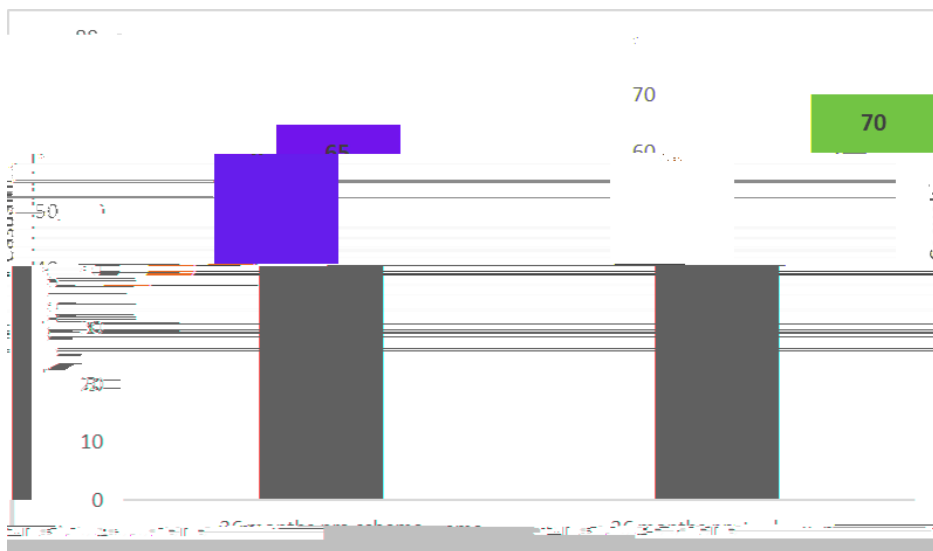


Figure 4: Area A1 KSI Casualties

Area A2

Area A3



Figure 7: Area A3 KSI Collisions

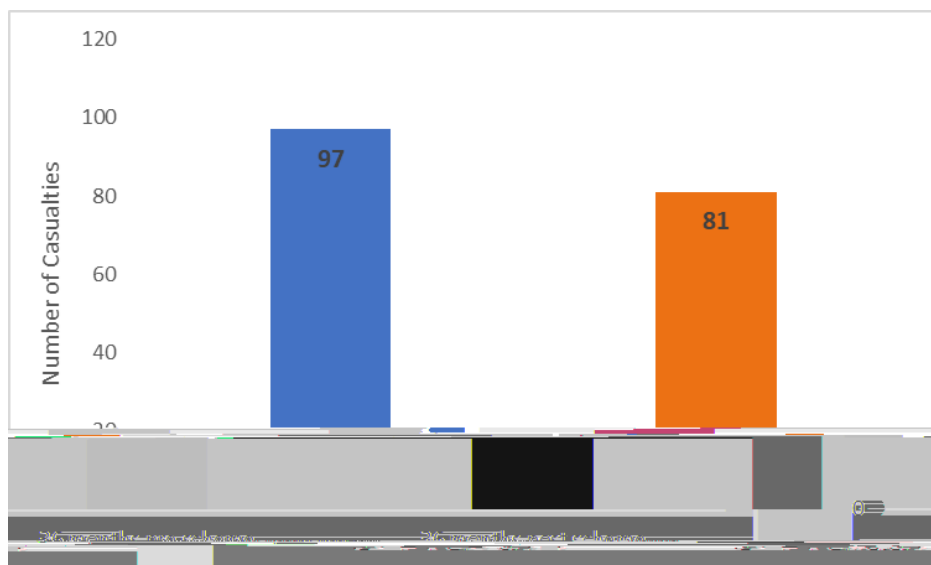


Figure 8: Area A3 KSI Casualties

Edinburgh City Council

Hull City Council

7. Further evidence on the impact of 20mph limits

Driver/Rider error or reaction

Behaviour or inexperience

Injudicious action

**failed to look properly
judge other person`s path or speed
hurry**

**Driver/Rider
Driver/Rider failed to
Driver/Rider careless, reckless or in a
hurry**

⁸ <https://gov.wales/introducing-20mph-speed-limits-frequently-asked-questions>

⁹ <https://trl.co.uk/reports/PR58>

¹⁰ www.rospa.com/rospaweb/docs/advice-services/road-safety/drivers/20-mph-zone-factsheet.pdf

- **Area A1**
- **Area A2**
- **Area A3**